



España
Exportación
e Inversiones

Economic and trade relations between Lithuania and Spain

Pablo Cascón Salgado

Economic and Commercial Attaché.

Economic and Commercial Office- Embassy of Spain in Lithuania

Vilnius, 13/09/2022





1

Lithuania and Spain: A long history of excellent bilateral relationship and shared values



100 years of diplomatic relations



EU and NATO countries



Growing economic and trade relations



2

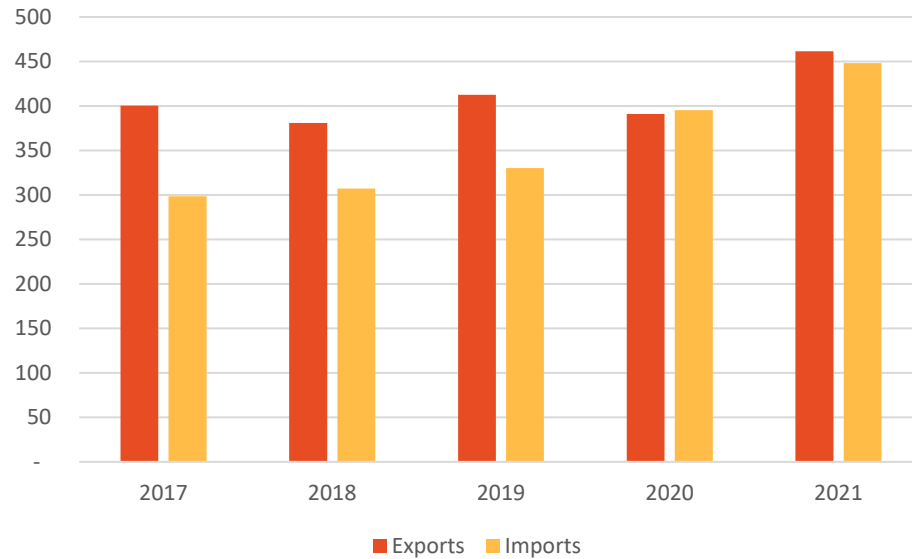
Bilateral Trade



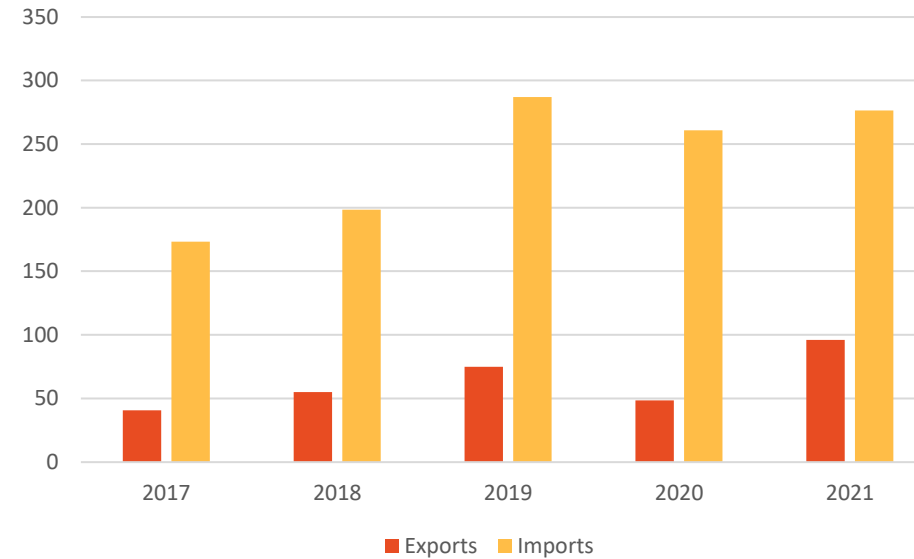


Bilateral Trade

Exports and Imports of goods (Spain-Lithuania, Million €)



Exports and Imports of services (Spain-Lithuania, Million €)



First semester 2022

Exports: **267,6M€ (+22%)**

Imports: **387,0M€ (+110%)**

Source: Datacomex, Bank of Lithuania



Bilateral Trade

Top 10 Lithuanian imports from Spain 2021

Business Sector	%
Vehicles and its parts	10,4%
reactors, boilers, machinery and mechanical appliances	7,0%
Beverages, spirits and vinegar	5,9%
Electrical machinery and equipment	5,3%
Plastics and articles thereof	5,0%
Edible fruit and nuts	5,0%
Articles of iron or steel	4,8%
Edible vegetables and certain roots and tubers	4,5%
Meat and edible meat offal	4,4%
Pharmaceutical products	4,1%

Top 10 Lithuanian exports to Spain 2021


Business Sector	%
Cereals	27,7%
Furniture; bedding, mattresses, mattress supports, cushions...	17,7%
Mineral fuels, mineral oils and products of their distillation	8,4%
Plastics and articles thereof	7,3%
Optical, photographic, cinematographic, measuring, checking, precision, medical or surgical instruments and apparatus	3,7%
Electrical machinery and equipment	3,1%
Fertilizers	2,6%
Vehicles and its parts	2,5%
Miscellaneous chemical products	2,1%
Nuclear reactors, boilers, machinery and mechanical appliances	2,0%

Source: Datacomex



3

Bilateral Investment

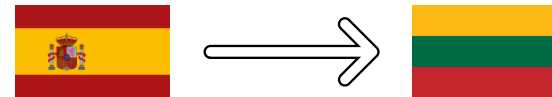




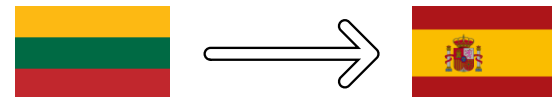
Bilateral Investment

Direct bilateral Investment Lithuania and Spain in 2020 (stock)

Inward direct investment : **25,4M€**



Outward direct investment: **8,7M€**







Source: Datainvox (Spain)







Bilateral Investment

Main sectors

Spain in Lithuania

-  Engineering and construction
-  Automotive
-  Fintech
-  Fashion-retail

Lithuania in Spain

-  Logistic-civil aviation
-  Smart mobility
-  Renewable energies
-  Food



4

Current challenges and main sectors for future economic cooperation





Current challenges and main sectors for future economic cooperation

Economic background

Inflation August 2022	
	10,4%
	21,1%

Unemployment rate July 2022	
	12,6%
	5,2%

GDP per Capita 2021	
	25.460 €
	19.760 €

GDP growth 2021 (2nd trimester 2022)	
	5,1% (6,3%)
	5,0% (2,6%)

Source: datosmacro



Current challenges and main sectors for future economic cooperation

Main sectors



Transport: railway
transport, urban mobility



Renewable energies



Finntech



Food and beverage



Construction materials
and equipment



Biotechnology and pharma



THANK YOU FOR YOUR ATTENTION

Economic and Commercial
Office
LITHUANIA - LATVIA
Embassy of Spain in Vilnius,
vilnius@comercio.mineco.es
(+370) 5 254 68 00